



Approved by the CATA Board of Directors April 16, 2025



2024 ANNUAL REPORT

OCTOBER 1, 2023 – SEPTEMBER 30, 2024

Cover Photo:

The main entrance to the CATA Transportation Center, which serves as a hub for 16 fixed routes, intercity buses, transportation network companies and other transit agencies like EATRAN and Clinton Transit.



April 16, 2025

Public transportation is ever-evolving, spurred by vehicle electrification and fulfillment backlogs; federal funding cuts, the rising cost of doing business and ongoing driver shortages. These complexities — in addition to a growing demand for more sustainable and more efficient transportation solutions — challenge industry professionals, but they also inspire us to deliver improved services that align with the needs of the riding public.

The Capital Area Transportation Authority's mission is to meet the mobility needs of our region by providing innovative solutions in partnership with the communities we serve. Our strategic goals include regional mobility, customer experience excellence, organizational strength, community partnership and dynamic workplace. We regularly evaluate our ability to meet these goals.

One common measure of success among transit systems is ridership. In fiscal 2024, CATA's ridership grew from 7.63 million to over 8.85 million trips — a 16% increase, year over year.

Securing voter support at the polls is also critically necessary.

On November 5, 2024, voters from CATA's five funding municipalities — the cities of Lansing and East Lansing; Delhi, Lansing and Meridian townships — passed our millage renewal with 69% support, delivering to CATA and our diverse population of riders a resounding victory and vote of confidence in the Authority. This renewal will fund the Authority for an additional five years through 2030.

And as always, CATA's financial health remains a top priority.

We are pleased to report to the public, as verified by an independent audit, that CATA has once again complied with all financial requirements, as determined by the U.S. Office of Management and Budget, for the year ending September 30, 2024.

We extend our deepest appreciation to our valued community partners. We are grateful for your trust and confidence in CATA, its leadership and employees.

Respectfully,

Nathan Triplett
Board Chair

Bradley T. Funkhouser, AICP
Chief Executive Officer



CATA LEADERSHIP

BOARD OF DIRECTORS



Nathan Triplett
Chairperson
City of Lansing



Shanna Draheim
Vice Chairperson
City of East Lansing




Phil Deschaine
Secretary/Treasurer
Meridian Township



Kellie Blackwell
Delhi Township



Chelsea Dowler
City of Lansing




Mark Grebner
Ingham County



Derek Melot
City of Lansing



John Prush
Michigan State University



Ed Rodgers
Lansing Township



Jack Schmitt
City of East Lansing



Eric Tans
City of Lansing



Steve Vagnozzi
Meridian Township



Keith Barber*
EATRAN Representative

CATA LEADERSHIP

EXECUTIVE STAFF

Bradley T. Funkhouser, AICP
Chief Executive Officer

Andrew Brieschke
Deputy CEO

Lolo Robison
*Director of Marketing &
Public Information*

James Frenndt
Director of Finance

Dan Goodemoot
*Director of Information
Technology Services*

Dan Hodges
Director of Maintenance

Marshea Brown, SHRM-CP
Director of Human Resources

Todd Brooks
Director of Operations

Dustin Hagfors
Director of Planning & Development

AMALGAMATED TRANSIT UNION LOCAL NO. 1039 LANSING, MICH.

OFFICERS

Steven Soliz
President

Steven Clem
Vice President

Caitlin Gardner
Financial Secretary/Treasurer

COMMITTEE MEMBERS

OPERATIONS

James M. Beech

Greg Mayes

Christopher Noble

MAINTENANCE

Donald Bean, Jr.

Brad Buzzard

Andrew Olsen

LOCAL ADVISORY COUNCIL

Deb Wiese
Chair

Erin Shannon
Vice Chair

George Hanley
Parliamentarian

Kellie Blackwell
CATA Board of Directors Representative

J. Caleb Adams

Jeffrey Allshouse

Doug Lecato

Gloria Johnson Cannon

Gill Lemonde

Darrin Fowler

Diana Paiz

Leah March-Pons

Geneva Smith

Title VI

CATA services are provided in accordance with Title VI of the Civil Rights Act of 1964, without discrimination on the basis of race, color or national origin.

CAPITAL AREA TRANSPORTATION AUTHORITY

STATEMENT OF NET POSITION


	September 30	
ASSETS	2024	2023
CURRENT ASSETS:		
Cash	\$ 10,742,610	\$ 6,627,495
Investments	29,074,682	22,363,274
Accounts Receivable	5,762,399	2,035,569
Due From Government	3,365,098	10,636,919
Inventory	1,696,667	1,596,804
Prepaid Expenses	743,243	912,277
TOTAL CURRENT ASSETS	51,384,699	44,172,338
NONCURRENT ASSETS		
Net Pension Asset	8,891,615	2,959,486
Capital Assets – Net	56,477,083	54,738,053
TOTAL NONCURRENT ASSETS	65,368,698	57,697,539
TOTAL ASSETS	\$ 116,753,397	\$ 101,869,877
DEFERRED OUTFLOWS RELATED TO PENSION AND HEALTH CARE	14,064,262	23,243,260
LIABILITIES		
CURRENT LIABILITIES:		
Accounts Payable	2,475,586	2,189,928
Accrued Vacation, Incentives and Sick Pay	2,031,500	1,871,952
Reserve For Workers' Compensation Claims	376,815	223,350
Reserve For Health Insurance Costs	469,200	572,100
Unearned Revenue	92,059	157,112
Other Current Liabilities	817,724	617,633
TOTAL CURRENT LIABILITIES	6,262,884	5,632,075
LONG-TERM LIABILITIES		
Net Pension Liability	1,708,369	2,972,715
Other Post-Retirement Benefits	34,974,942	55,113,031
TOTAL LONG-TERM LIABILITIES	36,683,311	58,085,746
TOTAL LIABILITIES	42,946,195	63,717,821
DEFERRED INFLOWS RELATED TO PENSION AND HEALTH CARE	39,729,439	26,280,470
NET ASSETS		
Invested In Capital Assets	56,477,083	54,738,053
Restricted	8,891,615	23,464
Unrestricted	(17,226,673)	(19,646,671)
TOTAL NET POSITION	\$ 48,142,025	\$ 35,114,846

CAPITAL AREA TRANSPORTATION AUTHORITY STATEMENTS OF REVENUES, EXPENSES & CHANGES IN NET POSITION

	Year Ended September 30	
	<u>2024</u>	<u>2023</u>
OPERATING REVENUES	\$ 13,260,925	\$ 11,480,676
OPERATING EXPENSES	69,198,282	68,747,247
Operating Income (Loss)	<u>(55,937,357)</u>	<u>(57,266,571)</u>
Nonoperating Revenues	60,178,676	55,229,975
Net Income (Loss) Before Capital Contributions	<u>4,241,319</u>	<u>(2,036,596)</u>
CAPITAL CONTRIBUTIONS – GRANTS	8,785,860	6,650,795
Change in Net Position	<u>13,027,179</u>	<u>4,614,199</u>
NET POSITION, BEGINNING OF YEAR	<u>35,114,846</u>	<u>30,500,647</u>
NET POSITION, END OF YEAR	<u><u>\$ 48,142,025</u></u>	<u><u>\$ 35,114,846</u></u>

CATA Mission Statement

To meet the mobility needs of our region by providing innovative solutions in partnership with the communities we serve.





CAPITAL AREA TRANSPORTATION AUTHORITY

4615 Tranter Street, Lansing, Michigan 48910

info@cata.org • cata.org

Customer Experience: 517-394-1000 • Administrative Offices: 517-394-1100 • Fax: 517-394-3733

