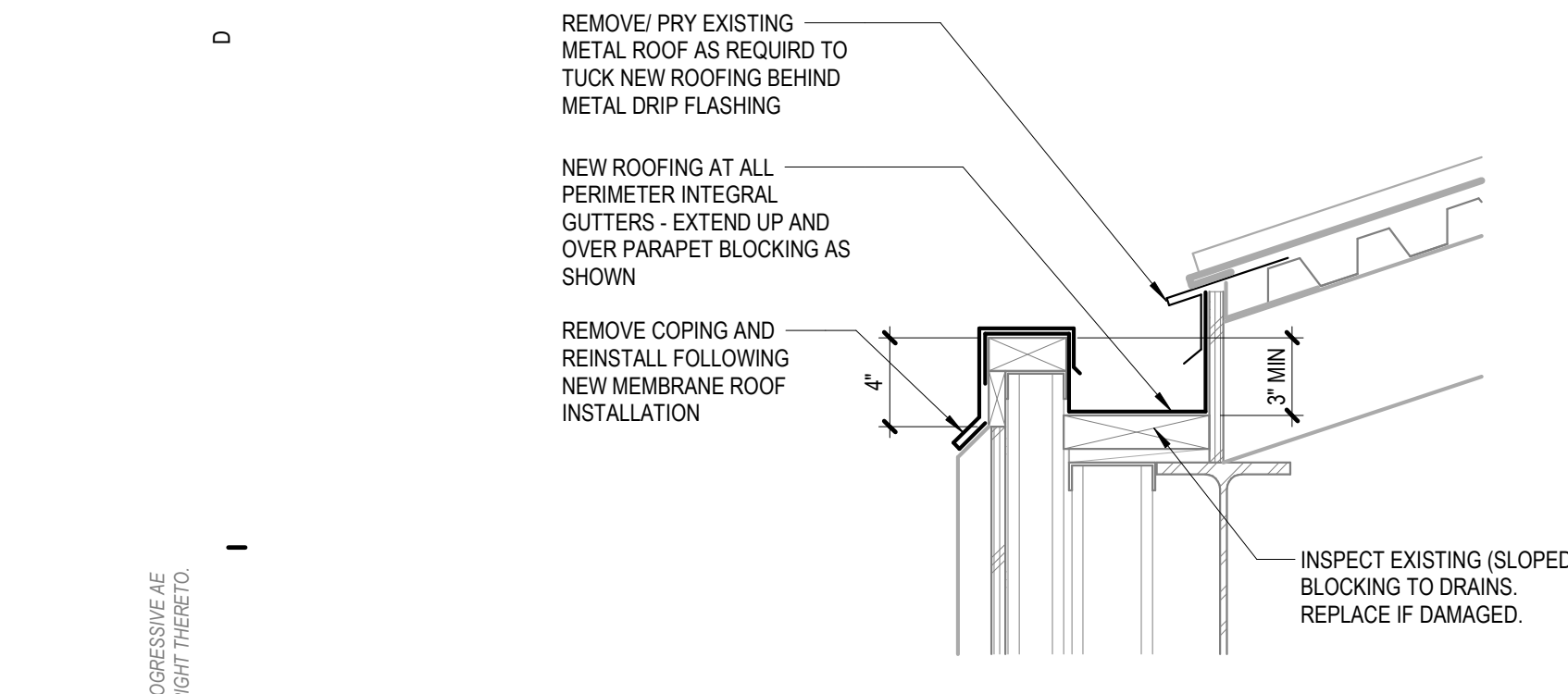



NOTE: REFER TO ALTERNATE #1 FOR EXISTING ROOF RESTORATION

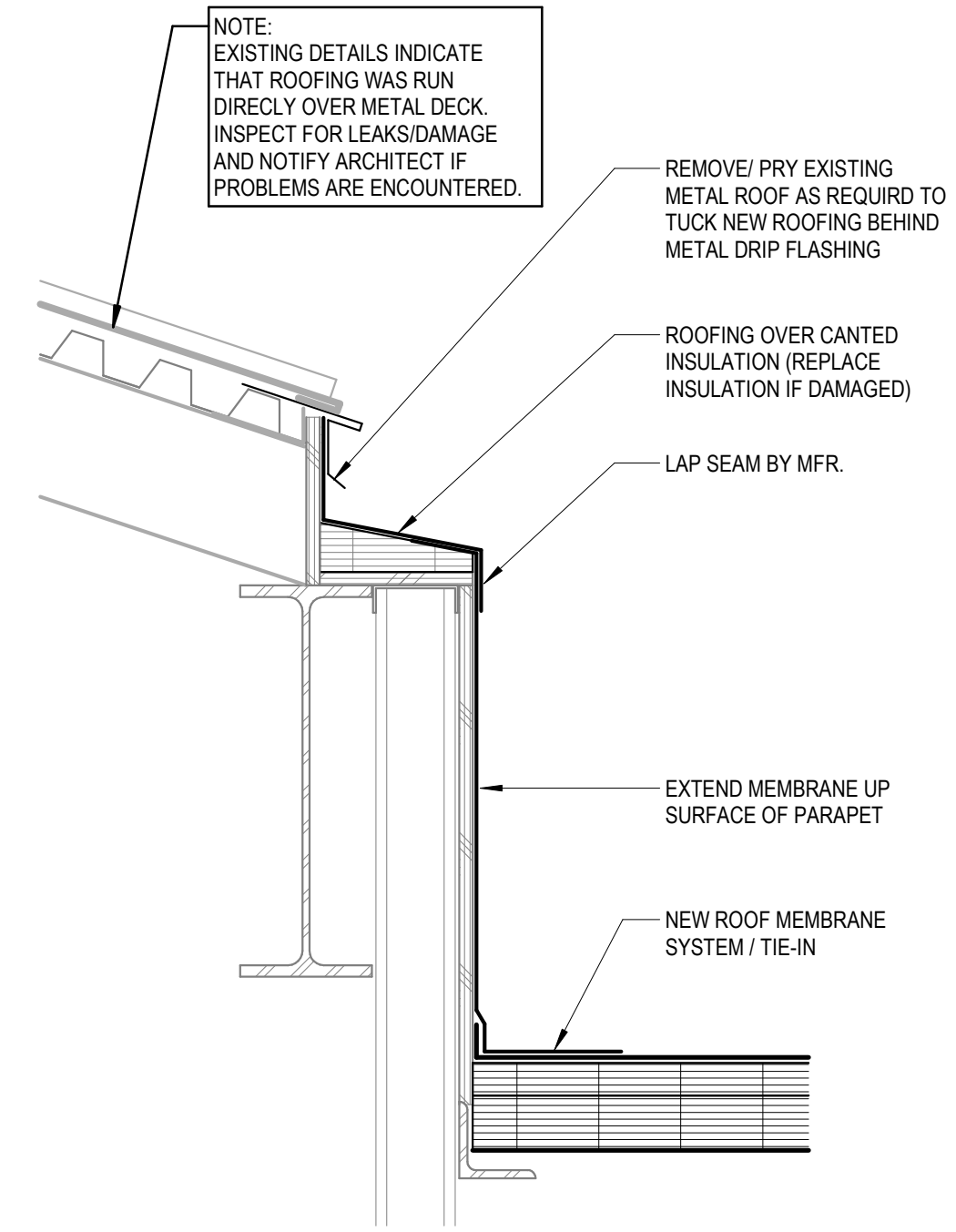
- SCOPE OF ROOF RESTORATION IS EQUAL TO SURFACES BEING REPLACED IN BASE BID.
- CONDUCT MOISTURE SURVEY TO IDENTIFY AREA(S) THAT NECESSITATE FULL REPLACEMENT PRIOR TO RESTORATION.
- PROVIDE UNIT COST FOR ROOF REPLACEMENT BASED ON 5% OF TOTAL ROOF WORK AREA(S).
- NEW SADDLES AS INDICATED IN DRAWINGS/ DETAILS SHALL BE INCLUDED IN RESTORATION AS REQUIRED BY RESTORATION MANUFACTURERS REQUIREMENTS FOR MAXIMUM PONDING.

ROOF PLAN
1/16" = 1'-0"

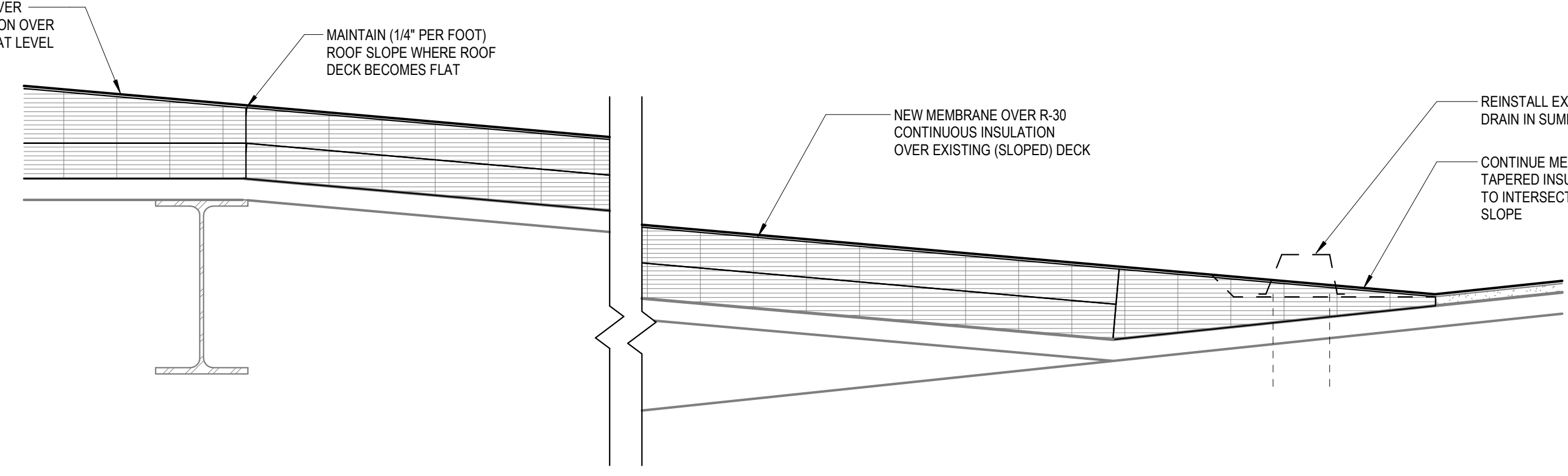
- GENERAL NOTES**
- EXISTING BUILDING CONDITIONS ARE BASED ON OWNER-PROVIDED DRAWINGS AND FIELD VERIFICATION. VERIFY EXACT LOCATIONS AND CONDITIONS IN FIELD PRIOR TO CONSTRUCTION. SHOULD DISCREPANCIES OCCUR, NOTIFY ARCHITECT FOR CLARIFICATION.
 - REMOVE ROOFING SYSTEM DOWN TO DECK IN AREAS IDENTIFIED WITH NEW ROOFING.
 - REFER TO BID ALTERNATE FOR FLUID-APPLIED RE-COVER OPTION.
 - REFER TO SEPARATE BID PACKAGE FOR HVAC ROOFTOP UNIT REPLACEMENT SCOPE.
 - PATCH ALL DISTURBED EXISTING SURFACES WITH MATERIALS TO MATCH EXISTING ADJACENT SURFACE CONSTRUCTION UNLESS NOTED OTHERWISE.
 - ROOF DRAINS ARE SHOWN BASED ON FIELD OBSERVATIONS AND EXISTING DRAWINGS. EXACT LOCATIONS ARE TO BE FIELD VERIFIED. DESIGN INTENT IS TO RAISE AND REINSTALL EXISTING DRAINS AT NEW ROOF SURFACES AND NOT ADD DRAINS IN ANY NEW LOCATIONS. MAINTAIN ANY ADDITIONAL EXISTING SCUPPERS AND DRAINS THAT ARE NOT SHOWN HERE.
 - ROOF SLOPES AND INSULATION PATTERN ARE SHOWN TO ILLUSTRATE DESIGN INTENT. SHOP DRAWINGS BY ROOF INSULATION CONTRACTOR SHALL PROVIDE ADDITIONAL FIELD VERIFICATION AND ASSURE THAT EXISTING UNITS AND OBSTRUCTIONS DO NOT BLOCK DRAINAGE TO EXISTING DRAINS.



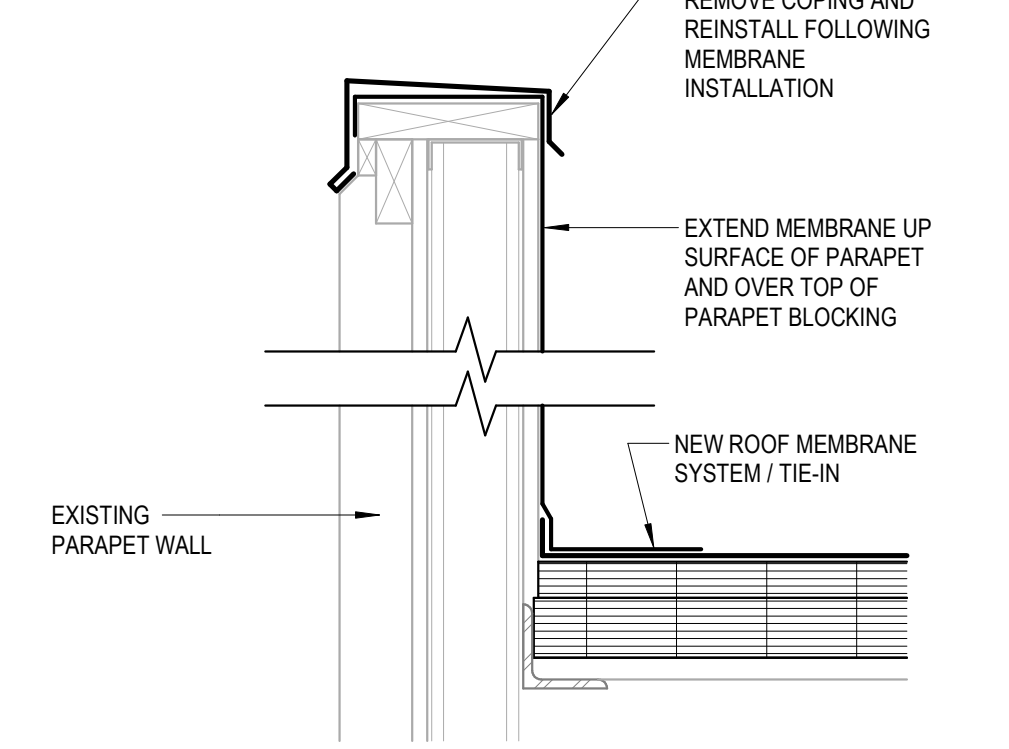
1 CTC - ROOF EDGE DETAIL
1 1/2" = 1'-0"



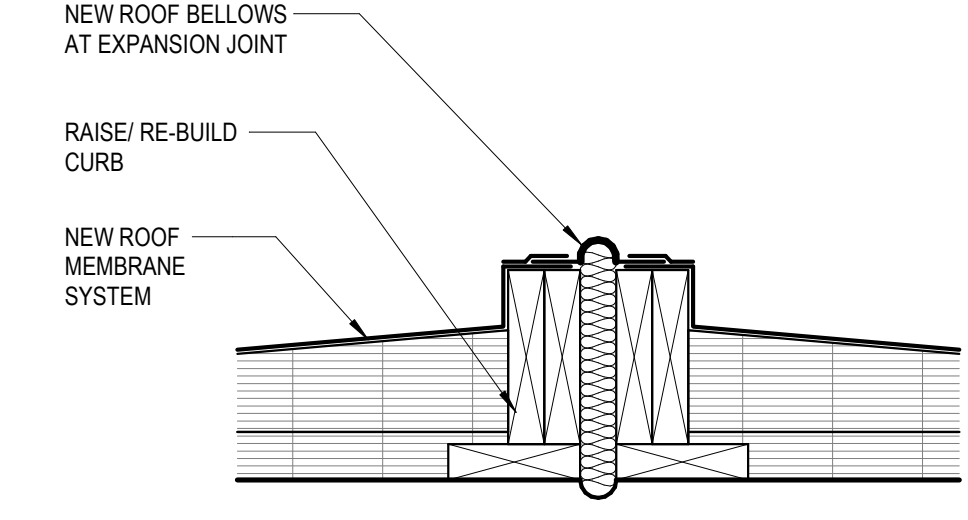
2 CTC - INSULATION TRANSITION DETAIL
1 1/2" = 1'-0"



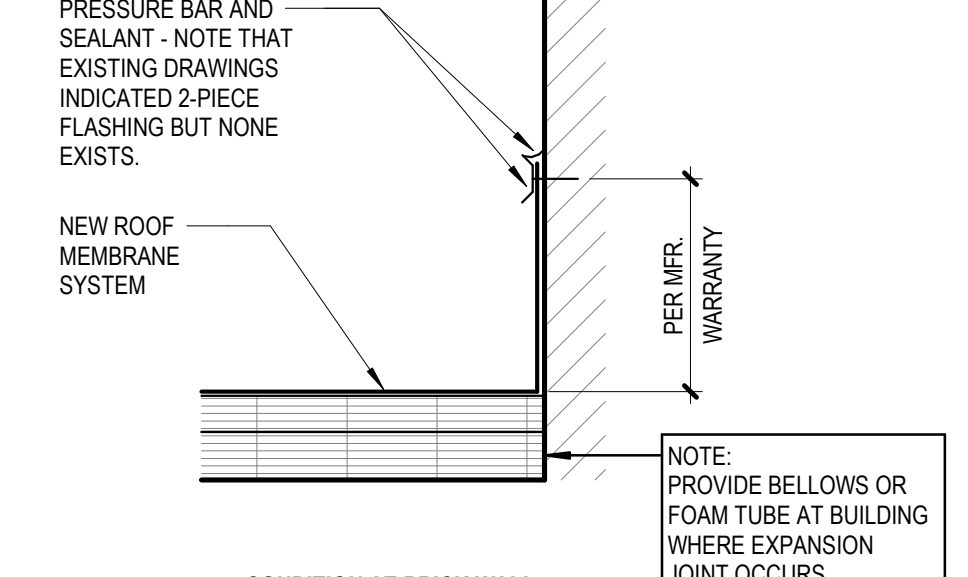
6 CTC - ROOF TERMINATION METAL ROOF
1 1/2" = 1'-0"



5 CTC - ROOF TERMINATION AT PARAPET
1 1/2" = 1'-0"



4 CTC - ROOF DETAIL AT EXPANSION JOINT
1 1/2" = 1'-0"



3 CTC - ROOF TERMINATION DETAILS
1 1/2" = 1'-0"

11/10/2021 10:02:31 AM
30 360707507015 - CATA CTC - Trimmer Roofing and
A101
38
THIS DOCUMENT HAS BEEN PREPARED BY PROGRESSIVE AE AS AN INSTRUMENT OF SERVICE, AND PROGRESSIVE AE SHALL RETAIN ALL COMMON LAW, STATUTORY AND OTHER RESERVED RIGHTS, INCLUDING THE COPYRIGHT THEREOF.

CAPITAL AREA TRANSPORTATION AUTHORITY
CATA ROOFING REPLACEMENTS

progressive ae

ISSUANCE
BIDS AND CONSTRUCTION
11/12/2021

REVISIONS
NO. DATE DESCRIPTION

FILE NUMBER 75820015
PROJECT MANAGER SEH
PROFESSIONAL EEB
DRAWN BY EEB
CHECKED BY ELA

ROOF PLAN - CTC
A101

420 S. GRAND AVE AND 4615 TRANSTER ST. LANSING, MI 48233 AND 48910

1811 4 Mile Rd NE Grand Rapids, MI 49525 616 361 2964 www.progressiveae.com

